



EAGLE
MODULES

THE MOST DEPENDABLE SOLAR BRAND



EAGLE 66TR G4

370-390 WATT TILING RIBBON MODULE

Positive power tolerance of 0~+3%

- NYSE-listed since 2010, Bloomberg Tier 1 manufacturer
- Best-selling panel globally for last 4 years
- Top performance in the strictest 3rd party labs
- Premium solar panel factories in USA and Malaysia

KEY FEATURES



TR Technology

Tiling Ribbon eliminates cell gaps to increase module efficiency and power.



9BB Half Cell Technology

Uniquely designed 9 busbar half cut solar cells deliver ultra-high power in a small footprint.



Shade Tolerant

Twin array design allows continued performance even with shading by trees or debris.




Thick and Tough

Engineered with 35mm frame, 3.2mm front side glass, and Type 1 backsheet for added durability.

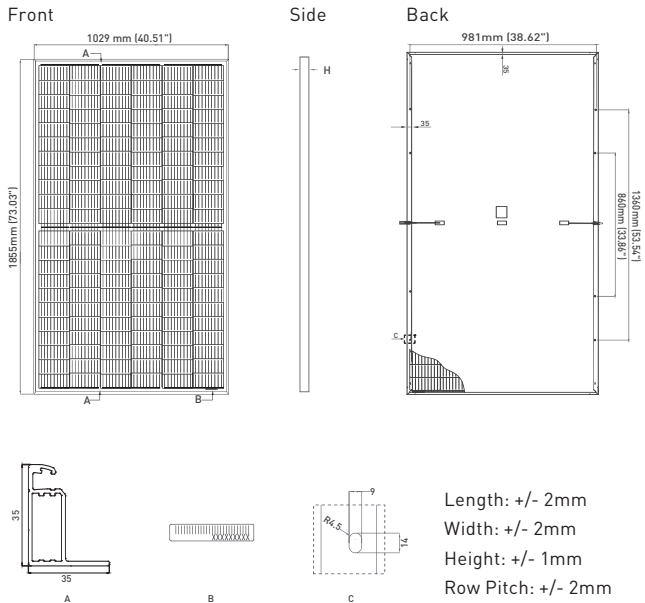


Leading Warranty

12-year product and 25-year linear power warranty; 98% guaranteed first year, max 0.55% annual loss.



ENGINEERING DRAWINGS



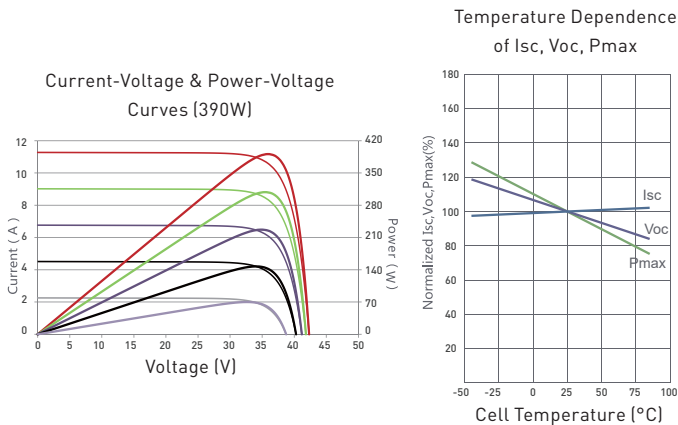
MECHANICAL CHARACTERISTICS

No. of Cells	132 (2x66)
Dimensions	1855x1029x35mm (73.03x40.51x1.37 in)
Weight	21.5 kg (47.40 lbs)
Front Glass	3.2mm, Anti-Reflection Coating High Transmission, Low Iron, Tempered Glass
Frame	Anodized Aluminum Alloy
Junction Box	IP67 Rated
Output Cables	12 AWG, 2053mm (80.83in) or Customized Length
Connector	MC4
Fire Type	Type 1
Pressure Rating	5400Pa (Snow) & 2400Pa (Wind)

TEMPERATURE CHARACTERISTICS

Temperature Coefficients of Pmax	-0.35%/°C
Temperature Coefficients of Voc	-0.28%/°C
Temperature Coefficients of Isc	0.048%/°C
Nominal Operating Cell Temperature (NOCT)	45 ± 2°C

ELECTRICAL PERFORMANCE & TEMPERATURE DEPENDENCE



MAXIMUM RATINGS

Operating Temperature (°C)	-40°C~+85°C
Maximum System Voltage	1000VDC
Maximum Series Fuse Rating	20A

PACKAGING CONFIGURATION

2 pallets = 1 stack; 30pcs/pallets, 60pcs/stack, 720pcs/ 40' HQ Container

- ISO9001:2008 Quality Standards
- ISO14001:2004 Environmental Standards
- IEC61215, IEC61730 certified products
- UL61730 Certification
- ISO45001:2018 Occupational Health & Safety Standards



ELECTRICAL CHARACTERISTICS

Module Type	JKM370M-6RL3-B		JKM375M-6RL3-B		JKM380M-6RL3-B		JKM385M-6RL3-B		JKM390M-6RL3-B	
	STC	NOCT	STC	NOCT	STC	NOCT	STC	NOCT	STC	NOCT
Maximum Power (Pmax)	370Wp	275Wp	375Wp	279Wp	380Wp	283Wp	385Wp	286Wp	390Wp	290Wp
Maximum Power Voltage (Vmp)	36.71V	33.49V	36.80V	33.57V	36.90V	33.70V	37.02V	33.90V	37.15V	34.02V
Maximum Power Current (Imp)	10.08A	8.22A	10.19A	8.31A	10.30A	8.39A	10.40A	8.45A	10.50A	8.53A
Open-circuit Voltage (Voc)	44.02V	41.55V	44.12V	41.64V	44.22V	41.74V	44.34V	41.85V	44.47V	41.97V
Short-circuit Current (Isc)	10.90A	8.80A	11.01A	8.89A	11.12A	8.98A	11.22A	9.06A	11.32A	9.14A
Module Efficiency STC (%)	19.38%		19.65%		19.91%		20.17%		20.43%	

*STC: ☀ Irradiance 1000W/m²
NOCT: ☀ Irradiance 800W/m²

🌡 Cell Temperature 25°C
🌡 Ambient Temperature 20°C

☁ AM = 1.5
☁ AM = 1.5 🌀 Wind Speed 1m/s

*Power measurement tolerance: +/- 3%

The company reserves the final right for explanation on any of the information presented hereby. JKM370-390M-6RL3-B-A2-US

BUILDING YOUR TRUST IN SOLAR. JINKOSOLAR.US

