

Ultra S mini

120 HALF-CELL MONOFACIAL MODULE

350-370 Watt

STPXXXS - B60/Wnhb



Features



High module conversion efficiency

Module efficiency up to 20.3 % achieved through advanced cell technology and manufacturing process



Suntech current sorting process

Up to 2 % power loss caused by current mismatch could be diminished by current sorting technique to maximize system power output



Excellent weak light performance

More power output in weak light condition, such as cloudy, morning and sunset



Lower operating temperature

Lower operating temperature and temperature coefficient increases the power output



Extended wind and snow load tests

Module certified to withstand extreme wind (3800 Pascal) and snow loads (5400 Pascal) *



Withstanding harsh environment

Reliable quality leads to a better sustainability even in harsh environment like desert, farm and coastline

Certifications and standards:
IEC 61215, IEC 61730, conformity to CE




**



Trust Suntech to Deliver Reliable Performance Over Time

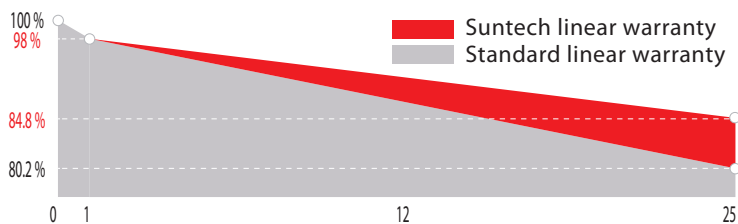
- World-class manufacturer of crystalline silicon photovoltaic modules
- Rigorous quality control meeting the highest international standards: ISO 9001, ISO 14001 and ISO17025
- Regular independently checked production process from international accredited institute/company
- Tested for harsh environments (IEC 61701, IEC 62716, DIN EN 60068-2-68) ****
- Long-term reliability tests
- 2 x 100% EL inspection ensuring defect-free modules

Special Cell Design



The unique cell design leads to reduced electrodes resistance and smaller current, thus enables higher fill factor. Meanwhile, it can reduce losses of mismatch and cell wear, and increase total reflection.

Industry-leading Warranty based on nominal power



First year power degradation -2.0%

Annual degradation -0.55%

Product warranty 12 years

linear warranty 25 years *****

IP68 Rated Junction Box



The Suntech IP68 rated junction box ensures an outstanding waterproof level, supports installations in all orientations and reduces stress on the cables.

* Please refer to Suntech Standard Module Installation Manual for details. ** Suntech reserves the right to the final interpretation of the warranty by Munich Re.

*** WEEE only for EU market. **** Please refer to Suntech Product Near-coast Installation Manual for details.

***** Please refer to Suntech Product Warranty for details.

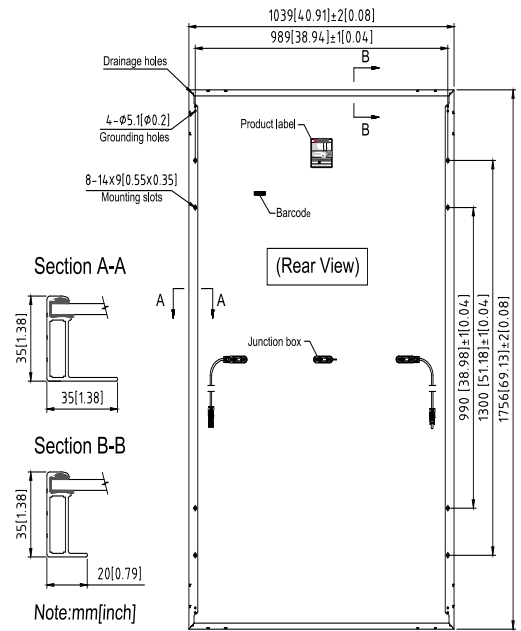
Electrical Characteristics

STC	STPXXXS-B60/Wnhb				
Maximum Power at STC (Pmax)	370 W	365 W	360 W	355 W	350 W
Optimum Operating Voltage (Vmp)	34.3 V	34.1 V	33.9 V	33.7 V	33.5 V
Optimum Operating Current (Imp)	10.79 A	10.71 A	10.62 A	10.54 A	10.46 A
Open Circuit Voltage (Voc)	40.9 V	40.7 V	40.5 V	40.3 V	40.1 V
Short Circuit Current (Isc)	11.49 A	11.42 A	11.35 A	11.28 A	11.21 A
Module Efficiency	20.3%	20.0%	19.7%	19.5%	19.2%
Operating Module Temperature	-40 °C to +85 °C				
Maximum System Voltage	1000 V DC (IEC)				
Maximum Series Fuse Rating	20 A				
Power Tolerance	0/+5 W				

STC: Irradiance 1000 W/m², module temperature 25 °C, AM=1.5;
Tolerance of Pmax is within +/- 3%.

NMOT	STPXXXS-B60/Wnhb				
Maximum Power at NMOT (Pmax)	278.2 W	274.3 W	270.7 W	266.8 W	263.3 W
Optimum Operating Voltage (Vmp)	32.0 V	31.8 V	31.6 V	31.5 V	31.3 V
Optimum Operating Current (Imp)	8.69 A	8.62 A	8.56 A	8.48 A	8.42 A
Open Circuit Voltage (Voc)	38.7 V	38.5 V	38.4 V	38.2 V	38.0 V
Short Circuit Current (Isc)	9.17 A	9.10 A	9.04 A	8.96 A	8.89 A

NMOT: Irradiance 800 W/m², ambient temperature 20 °C, AM=1.5, wind speed 1 m/s.



Temperature Characteristics

Nominal Module Operating Temperature (NMOT)	42 ± 2 °C
Temperature Coefficient of Pmax	-0.36%/°C
Temperature Coefficient of Voc	-0.304%/°C
Temperature Coefficient of Isc	0.050%/°C

Mechanical Characteristics

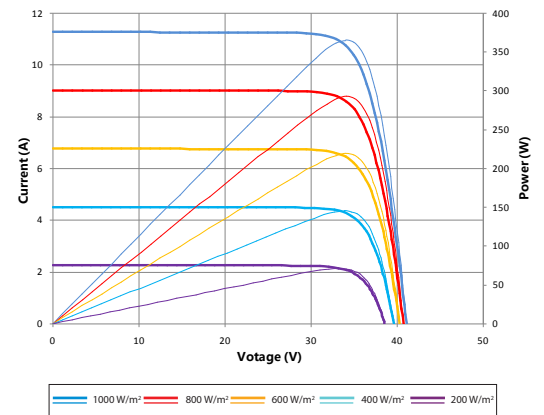
Solar Cell	Monocrystalline silicon 166 mm
No. of Cells	120 (6 × 20)
Dimensions	1756 × 1039 × 35 mm (69.1 × 40.9 × 1.4 inches)
Weight	20.3 kgs (44.8 lbs.)
Front Glass	3.2 mm (0.13 inches) tempered glass
Frame	Anodized aluminium alloy
Junction Box	IP68 rated (3 bypass diodes)
Output Cables	4.0 mm ² , Portrait: (-) 350 mm and (+) 160 mm in length or customized length
Connectors	MC4 compatible

Packing Configuration

Container	20' GP	40' HC
Pieces per pallet	31	31
Pallets per container	6	26
Pieces per container	186	806
Packaging box dimensions	1786 × 1130 × 1203 mm	
Packaging box weight	679 kg	

Information on how to install and operate this product is available in the installation instruction. All values indicated in this data sheet are subject to change without prior announcement. The specifications may vary slightly. All specifications are in accordance with standard EN 50380. Color differences of the modules relative to the figures as well as discolorations of/in the modules which do not impair their proper functioning are possible and do not constitute a deviation from the specification.

Current-Voltage & Power-Voltage Curve (370S)



Dealer information

