

powered by

**Q.ANTUM DUO**


# Q.PEAK DUO BLK-G6+

## 330-345

ENDURING HIGH  
PERFORMANCE



www.VDEInfo.com  
ID: 40032587



### Q.ANTUM TECHNOLOGY: LOW LEVELIZED COST OF ELECTRICITY

Higher yield per surface area, lower BOS costs, higher power classes, and an efficiency rate of up to 19.5%.



### INNOVATIVE ALL-WEATHER TECHNOLOGY

Optimal yields, whatever the weather with excellent low-light and temperature behavior.



### ENDURING HIGH PERFORMANCE

Long-term yield security with Anti LID and Anti PID Technology<sup>1</sup>, Hot-Spot Protect and Traceable Quality Tra.Q™.



### EXTREME WEATHER RATING

High-tech aluminum alloy frame, certified for high snow (5400 Pa) and wind loads (4000 Pa).



### A RELIABLE INVESTMENT

Inclusive 25-year product warranty and 25-year linear performance warranty<sup>2</sup>.



### STATE OF THE ART MODULE TECHNOLOGY

Q.ANTUM DUO combines cutting edge cell separation and innovative wiring with Q.ANTUM Technology.

<sup>1</sup> APT test conditions according to IEC/TS 62804-1:2015, method B (-1500 V, 168h)

<sup>2</sup> See data sheet on rear for further information

### THE IDEAL SOLUTION FOR:



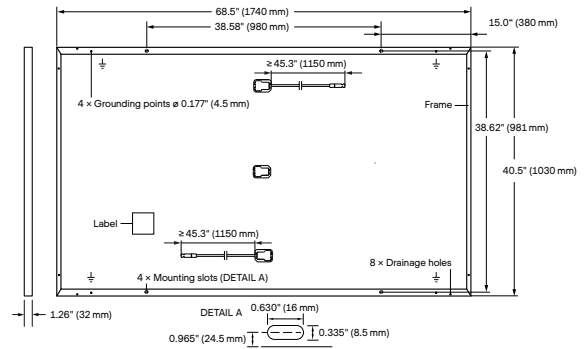
Rooftop arrays on  
residential buildings

Engineered in Germany

**Q CELLS**

## MECHANICAL SPECIFICATION

|              |   |
|--------------|---|
| Format       | 68.5 × 40.6 × 1.26 in (including frame)<br>(1740 × 1030 × 32 mm)  |
| Weight       | 43.9 lbs (19.9 kg)  |
| Front Cover  | 0.13 in (3.2 mm) thermally pre-stressed glass with anti-reflection technology                               |
| Back Cover   | Composite film  |
| Frame        | Black anodized aluminum   |
| Cell         | 6 × 20 monocrystalline Q.ANTUM solar half cells   |
| Junction Box | 2.09-3.98 × 1.26-2.36 × 0.59-0.71 in (53-101 × 32-60 × 15-18 mm), Protection class IP67, with bypass diodes |
| Cable        | 4 mm <sup>2</sup> Solar cable; (+) ≥ 45.3 in (1150 mm), (-) ≥ 45.3 in (1150 mm)                             |
| Connector    | Stäubli MC4; IP68   |

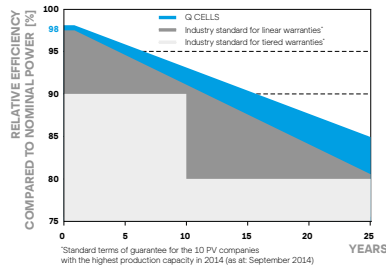


## ELECTRICAL CHARACTERISTICS

| POWER CLASS   |                                    |                      | 330    | 335    | 340    | 345    |
|---|------------------------------------|----------------------|--------|--------|--------|--------|
| MINIMUM PERFORMANCE AT STANDARD TEST CONDITIONS, STC <sup>1</sup> (POWER TOLERANCE +5 W / -0 W) |                                    |                      |        |        |        |        |
| Minimum   | Power at MPP <sup>1</sup>          | P <sub>MPP</sub> [W] | 330    | 335    | 340    | 345    |
|   | Short Circuit Current <sup>1</sup> | I <sub>SC</sub> [A]  | 10.41  | 10.47  | 10.52  | 10.58  |
|   | Open Circuit Voltage <sup>1</sup>  | V <sub>OC</sub> [V]  | 40.15  | 40.41  | 40.66  | 40.92  |
|   | Current at MPP                     | I <sub>MPP</sub> [A] | 9.91   | 9.97   | 10.02  | 10.07  |
|   | Voltage at MPP                     | V <sub>MPP</sub> [V] | 33.29  | 33.62  | 33.94  | 34.25  |
|   | Efficiency <sup>1</sup>            | η [%]                | ≥ 18.4 | ≥ 18.7 | ≥ 19.0 | ≥ 19.3 |
| MINIMUM PERFORMANCE AT NORMAL OPERATING CONDITIONS, NMOT <sup>2</sup>                           |                                    |                      |        |        |        |        |
| Minimum   | Power at MPP                       | P <sub>MPP</sub> [W] | 247.0  | 250.7  | 254.5  | 258.2  |
|   | Short Circuit Current              | I <sub>SC</sub> [A]  | 8.39   | 8.43   | 8.48   | 8.52   |
|   | Open Circuit Voltage               | V <sub>OC</sub> [V]  | 37.86  | 38.10  | 38.34  | 38.59  |
|   | Current at MPP                     | I <sub>MPP</sub> [A] | 7.80   | 7.84   | 7.89   | 7.93   |
|   | Voltage at MPP                     | V <sub>MPP</sub> [V] | 31.66  | 31.97  | 32.27  | 32.57  |

<sup>1</sup>Measurement tolerances P<sub>MPP</sub> ± 3%; I<sub>SC</sub>; V<sub>OC</sub> ± 5% at STC: 1000 W/m<sup>2</sup>, 25 ± 2°C, AM 1.5 according to IEC 60904-3 • 2800 W/m<sup>2</sup>, NMOT, spectrum AM 1.5

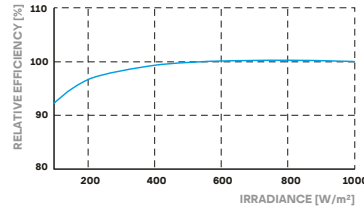
### Q CELLS PERFORMANCE WARRANTY



At least 98% of nominal power during first year. Thereafter max. 0.54% degradation per year. At least 93.1% of nominal power up to 10 years. At least 85% of nominal power up to 25 years.

All data within measurement tolerances. Full warranties in accordance with the warranty terms of the Q CELLS sales organization of your respective country.

### PERFORMANCE AT LOW IRRADIANCE



Typical module performance under low irradiance conditions in comparison to STC conditions (25°C, 1000 W/m<sup>2</sup>)

### TEMPERATURE COEFFICIENTS

|   |         |       |  |           |                      |
|---|---------|-------|--|-----------|----------------------|
| Temperature Coefficient of I <sub>SC</sub>  | α [%/K] | +0.04 | Temperature Coefficient of V <sub>OC</sub> | β [%/K]   | -0.27                |
| Temperature Coefficient of P <sub>MPP</sub> | γ [%/K] | -0.36 | Nominal Module Operating Temperature       | NMOT [°F] | 109 ± 5.4 (43 ± 3°C) |

## PROPERTIES FOR SYSTEM DESIGN

|   |                              |   |   |
|---|------------------------------|---|---|
| Maximum System Voltage V <sub>sys</sub> [V]                         | 1000 (IEC)/1000 (UL)         | PV module classification                        | Class II                                  |
| Maximum Series Fuse Rating [A DC]                                   | 20                           | Fire Rating based on ANSI / UL 61730            | TYPE 2                                    |
| Max. Design Load, Push / Pull <sup>3</sup> [lbs / ft <sup>2</sup> ] | 75 (3600 Pa) / 55 (2667 Pa)  | Permitted Module Temperature on Continuous Duty | -40°F up to +185°F<br>(-40°C up to +85°C) |
| Max. Test Load, Push / Pull <sup>3</sup> [lbs / ft <sup>2</sup> ]   | 113 (5400 Pa) / 84 (4000 Pa) |   |   |

<sup>3</sup> See Installation Manual

## QUALIFICATIONS AND CERTIFICATES

UL 61730, CE-compliant,  
IEC 61215:2016,  
IEC 61730:2016,  
U.S. Patent No. 9,893,215  
(solar cells)



## PACKAGING INFORMATION

|                  | Horizontal packaging | Vertical packaging | Horizontal packaging | Vertical packaging | Horizontal packaging | Vertical packaging | Horizontal packaging | Vertical packaging |
|------------------|----------------------|--------------------|----------------------|--------------------|----------------------|--------------------|----------------------|--------------------|
| Dimensions (in)  | 70.1                 | 71.5               | 42.5                 | 45.3               | 47.6                 | 48.0               | 1485                 | 1514               |
| Dimensions (mm)  | 1780                 | 1815               | 1080                 | 1150               | 1208                 | 1220               | 674                  | 687                |
| Weight (lbs)     | 28                   | 28                 | 26                   | 24                 | 26                   | 24                 | 26                   | 24                 |
| Weight (kg)      | 12.7                 | 12.7               | 11.8                 | 11.0               | 11.8                 | 11.0               | 11.8                 | 11.0               |
| Units per pallet | 26                   | 26                 | 26                   | 24                 | 26                   | 24                 | 26                   | 24                 |
| Units per module | 26                   | 24                 | 26                   | 24                 | 26                   | 24                 | 26                   | 24                 |

**Note:** Installation instructions must be followed. See the installation and operating manual or contact our technical service department for further information on approved installation and use of this product. Q CELLS supplies solar modules in two different stacking methods, depending on the location of manufacture (modules are packed horizontally or vertically). You can find more detailed information in the document "Packaging and Transport Information", available from Q CELLS.

Hanwha Q CELLS America Inc.

400 Spectrum Center Drive, Suite 1400, Irvine, CA 92618, USA | TEL +1 949 748 59 96 | EMAIL inquiry@us.q-cells.com | WEB www.q-cells.us