

MSE PERC 66

MISSION SOLAR
ENERGY




380W

Class leading power output

Positive
Power
Tolerance

-0 to +3%



FRAME-TO-FRAME WARRANTY

Degradation guaranteed not to exceed 2% in year one and 0.58% annually from years two to 30 with 84.08% capacity guaranteed in year 25.

For more information, visit www.missionsolar.com/warranty

True American Quality True American Brand

Mission Solar Energy is headquartered in San Antonio, Texas where we manufacture our modules. We produce American, high-quality solar modules ensuring the highest-in-class power output and best-in-class reliability. Our product line is tailored for residential, commercial and utility applications. Every Mission Solar Energy solar module is certified and surpasses industry standard regulations, proving excellent performance over the long term.

Demand the best. Demand Mission Solar Energy.



Certified Reliability

- Tested to UL 61730 & IEC Standards
- PID resistant
- Resistance to salt mist corrosion



Advanced Technology

- 6 Busbar
- Passivated Emitter Rear Contact
- Ideal for all applications



Extreme Weather Resilience

- Up to 5,400 Pa front load & 3,600 Pa back load
- Tested load to UL 61730
- 40 mm frame



BAA Compliant for Government Projects

- Buy American Act
- American Recovery & Reinvestment Act


CERTIFICATIONS

CEC



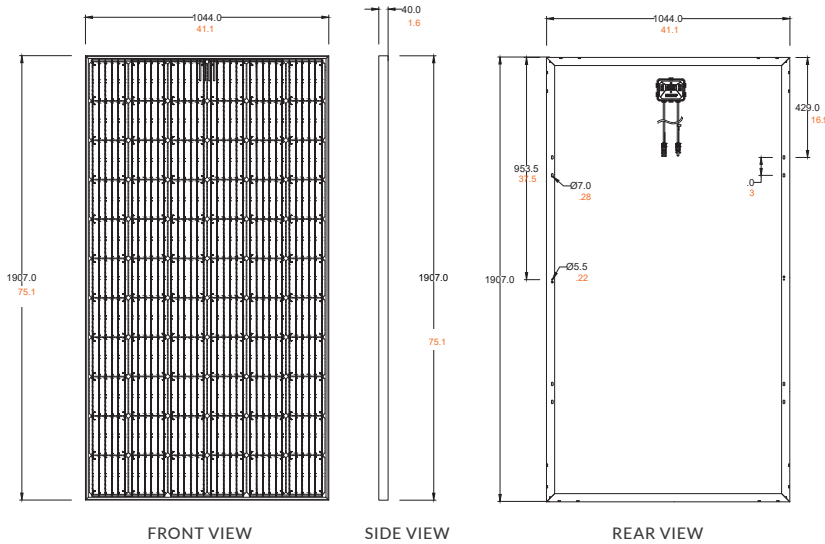
UL 61730 / IEC 61215 / IEC 61730 / IEC 61701

If you have questions or concerns about certification of our products in your area, please contact Mission Solar Energy.



BASIC DIMENSIONS

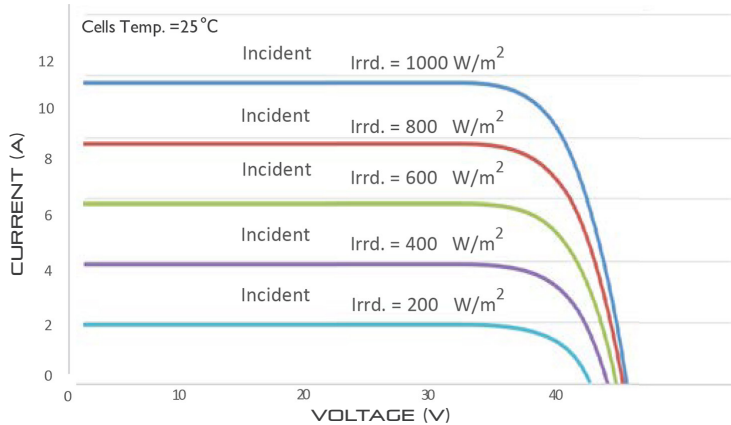
[UNITS: MM/IN]



CURRENT-VOLTAGE CURVE

MSE385SX5R: 385WP, 66 CELL SOLAR MODULE

Current-voltage characteristics with dependence on irradiance and module temperature



CERTIFICATIONS AND TESTS

IEC	61215, 61730, 61701
UL	61730



CEC



ELECTRICAL SPECIFICATION

PRODUCT TYPE	MSExxxSX5R (xxx = P _{max})				
Power Output	P _{max}	W _p	375	380	385
Module Efficiency		%	18.8	19.1	19.3
Tolerance		%	0/+3	0/+3	0/+3
Short Circuit Current	I _{sc}	V	10.85	10.91	10.97
Open Circuit Voltage	V _{oc}	A	44.64	44.84	45.03
Rated Current	I _{mp}	V	10.26	10.34	10.42
Rated Voltage	V _{mp}	V	36.56	36.75	36.93
Fuse Rating		A	20	20	20
System Voltage		V	1,000	1,000	1,000

TEMPERATURE COEFFICIENTS

Normal Operating Cell Temperature (NOCT)	44.43°C (±3.7%)
Temperature Coefficient of P _{max}	-0.361%/°C
Temperature Coefficient of V _{oc}	-0.262%/°C
Temperature Coefficient of I _{sc}	0.039%/°C

OPERATING CONDITIONS

Maximum System Voltage	1,000Vdc
Operating Temperature Range	-40°C (-40°F) to +85°C (185°F)
Maximum Series Fuse Rating	20A
Fire Safety Classification	Type 1
Front & Back Load (UL Standard)	Up to 5,400 Pa front and 3,600 Pa back load, Tested to UL 61730
Hail Safety Impact Velocity	25mm at 23 m/s

MECHANICAL DATA

Solar Cells	P-type mono-crystalline silicon
Cell Orientation	66 cells (6x11)
Module Dimension	1,907mm x 1,044mm x 40mm
Weight	22 kg (49 lbs.)
Front Glass	3.2mm, tempered, low-iron, anti-reflective
Frame	Anodized
Encapsulant	Ethylene vinyl acetate (EVA)
Junction Box	Protection class IP67 with 3 bypass-diodes
Cable	1.0m, Wire 4mm ² (12AWG)
Connector	Staubli PV-KBT4/6II-UR and PV-KST4/6II-UR, MC4, Renhe 05-8

SHIPPING INFORMATION

Container Feet	Ship To	Pallet	Panels	380 W Bin
53'	Most States	30	780	296.40 kW
Double Stack	CA	26	676	256.88 kW

PALLET [26 PANELS]

Weight	Height	Width	Length
1,274 lbs. (572 kg)	47.56 in (120.80 cm)	46 in (116.84 cm)	77 in (195.58 cm)

Mission Solar Energy

8303 S. New Braunfels Ave., San Antonio, Texas 78235
www.missionsolar.com | info@missionsolar.com